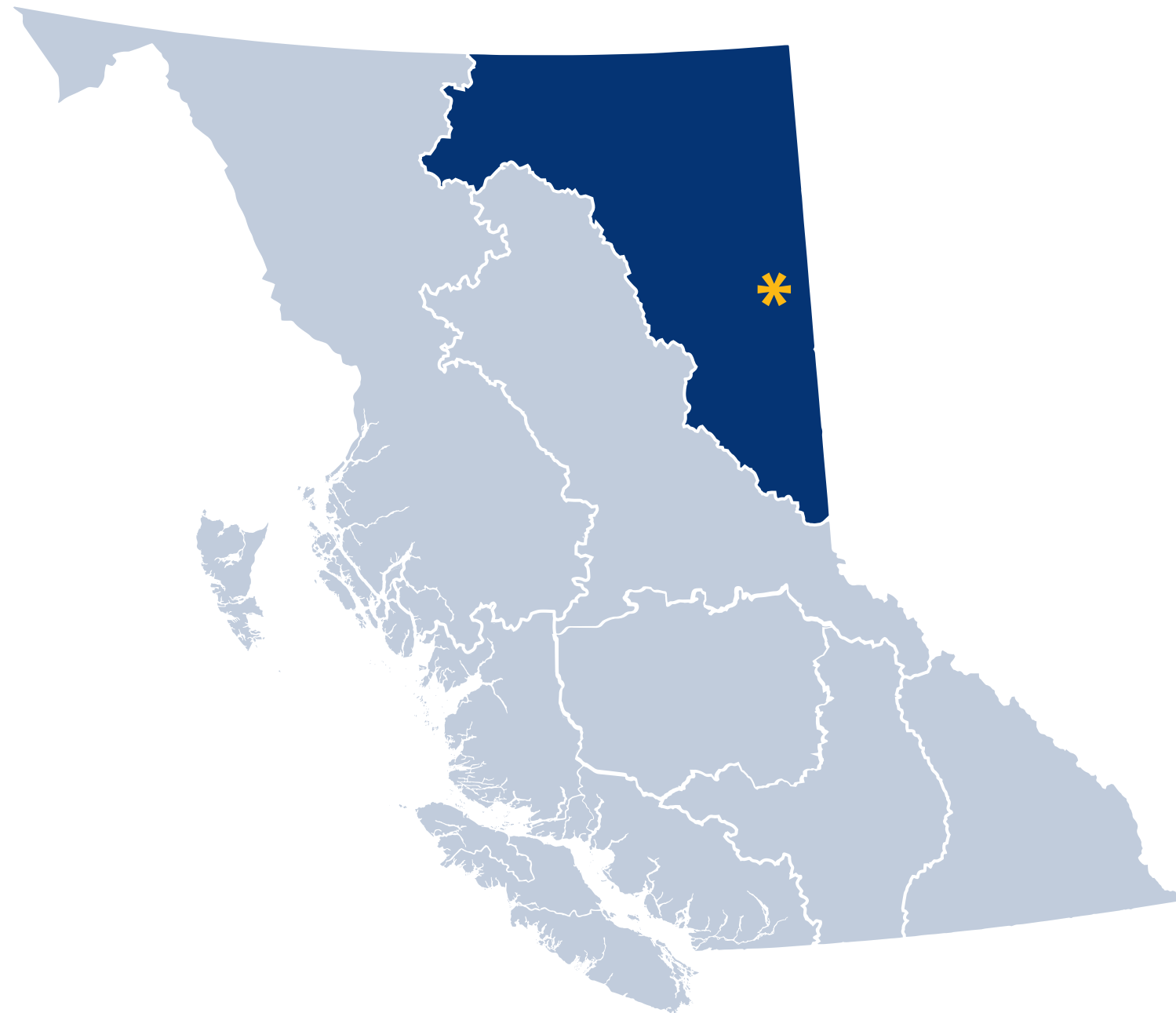



NORTHEAST

FORT ST. JOHN



NUMERIC PROJECTIONS ARE 2050s DIFFERENCES FROM 1971-2000 BASELINE UNLESS OTHERWISE STATED.

PROJECTIONS



HOTTEST DAYS GETTING HOTTER
PAST30°C
2050s33°C
2080s36°C



20% FEWER
FROST DAYS



2.5x
AS MANY DAYS
OVER 25°C



LESS SNOW
ON MOUNTAINS



20% MORE RAIN
IN THE SPRING




LONGER GROWING SEASON

POSSIBLE IMPACTS



INCREASED
HEAT STRESS



INCREASED RISK OF
FLOODING



INCREASED
RISK
TO VULNERABLE
PEOPLE



INCREASED RISK OF
WILDFIRE



INCREASED RISK
OF MORE
EXTREME WEATHER



SHIFTING
ECOSYSTEMS