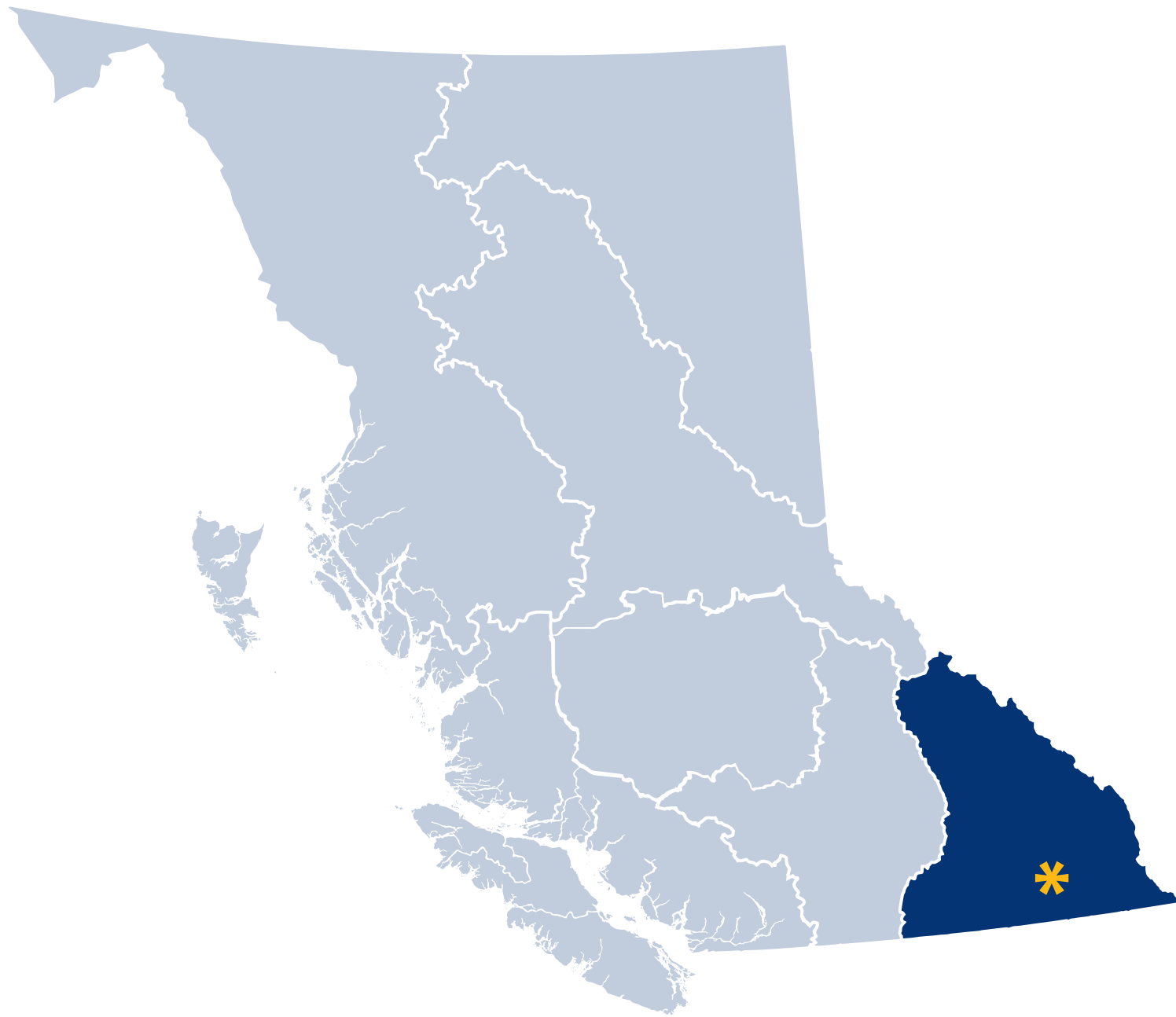



BOUNDARY

NELSON



NUMERIC PROJECTIONS ARE 2050s DIFFERENCES FROM 1971-2000 BASELINE UNLESS OTHERWISE STATED.

PROJECTIONS



HOTTEST DAYS GETTING HOTTER
PAST35°C
2050s39°C
2080s42°C



15% LESS SUMMER RAIN BY 2050s



50% FEWER FROST DAYS



3x AS MANY DAYS OVER 30°C



LONGER GROWING SEASON



LESS SNOW ON MOUNTAINS




10% MORE RAIN IN THE SPRING

POSSIBLE IMPACTS



INCREASED HEAT STRESS



INCREASED RISK OF FLOODING



INCREASED RISK TO VULNERABLE PEOPLE



INCREASED RISK OF WILDFIRE



INCREASED RISK OF MORE EXTREME WEATHER



SHIFTING ECOSYSTEMS